



NEW ADVANCED SHOOTING CLINIC FOR REPRESENTATIVE OR INVITATIONAL PLAYERS

These holidays we will be starting a new shooting clinic aimed at representative level players or players who have qualified for our Invitational camps.

It will be an advanced ballhandling and shooting clinic and will include many of the drills we have learnt from Impact Academy. This will be a challenging clinic with many drills you will not have experienced before.

All players who attend should already have a sound shooting technique. This clinic will help with new shooting drills, incorporating ballhandling and agility drills. All club level players, beginners and players requiring fundamental shooting and ballhandling training should attend our regular Shooting & ballhandling clinic to be held on July 8th. The advanced shooting & ballhandling clinic will be held at Nunawading stadium on July 11th between 9am and 3pm.

Clinic Will Include Post Grad Tour Team Try Outs

We will also use this clinic to help select players for our 2011 POST GRAD US tour team or also our Varsity and JV touring teams. The drills you will cover will benefit you greatly and it will also give us a great opportunity to see your strengths and weaknesses. The afternoon sessions we will still scrimmage and will give us a look at your game play as well.



NBA All STAR Chauncey Billups works on his ballhandling with Impact Head Coach Joe Abunassar.

Inside this issue:

July Programs	2
Registration Form.....	3
3 on 3 Tournament	4
Impact Basketball.....	6
Strength & Conditioning....	8
US Tour 2011.....	13
IMPACT NBA Player Spotlight Tayshaun Prince.....	17

Important dates:

Camps and Programs:
See pg. 3

July 12
3 on 3 Registrations Close

July 15
3 on 3 Tournament

BASKETBALL VICTORIA AWARDS — BEST JUNIOR PROGRAM IN VICTORIA

We are very proud to announce that the programs that we run for Nunawading Basketball Centre have been announced as the best Junior Basketball Programs in Victoria for 2010. It is an honour to win this award and be recognized as the best. We feel though that there is much room for improvement and can improve further over the next 12 months.

JULY PROGRAMS : DESCRIPTIONS

CAMP PROGRAM DESCRIPTIONS

Rookies Program

This program will provide a fun learning environment for players to develop and improve their skills. It is aimed to help build confidence in and teach the correct fundamentals to young players. This camp is for nine year olds and under who are just starting out or maybe in their first year or two of competition.

Players may attend just 1 or 2 days of this camp and only pay a 1 or 2 day rate. (Daily rate is 1/3rd the full cost rounded up to the nearest \$10).

All Australian Camp

A program for experienced players 8 years old and above who are currently playing club basketball. A serious program to maximise improvement and build confidence in a players abilities. Intended for 8 to 16 year olds who want to improve. Drills will prepare players for our Invitational Camps.

Invitational Program

Is an advanced, intense program aimed at strong representative level players. Suited for 11 year olds and above up to, and including, the age of 18. Where players have not attended a camp previously and feel they are up to the Invitational standard then they should attend a camp where both the All Australian Camp and the Invitational camp are running. We do a quick evaluation of all players at the start of the All Australian camp and invite the players who are ready for the more intense Invitational program across early on the first day.

Girls Only Camp

Is our Rookies and All Australian program in a girls only environment. 6 year olds up to 14 year olds. We usually get a high representative standard in our oldest age group of 12 to 14 year olds.

Shooting & Ballhandling Clinic

This is a clinic aimed at beginners and younger club level players looking to improve their shooting and ballhandling in a focussed clinic. Special attention to good technique and fundamentals will be given. Suitable for 8 to 14 year olds.

More information on all these programs is available on our website.

Advanced Shooting & Ballhandling Clinic

See description on page 1.

3 on 3 Tournament

See page 4 for more information



1 on 1 Drills at Recent Girls Only Camp

JULY PROGRAMS : VENUES & DATES

CAMP DATES — MELBOURNE, VICTORIA

July 4th to 6th	Nunawading Stadium - Rookies, All Australian & Invitational Camp	R\$145 AA \$175 I \$225
July 6th to 8th	Girls Only Camp - Nunawading Stadium, Rookies & All Australian	\$150.00
July 8th	Nunawading - 1 day Shooting & Ball handling clinic (Club Players)	\$50.00
July 11th	Nunawading - Advanced shooting & ballhandling (Rep Players)	\$60.00
July 12 to 14	Nunawading Stadium - Rookies, All Australian	\$145.00 / \$175.00
July 13-15	MSAC Albert Park - Rookies, All Australian & Invitational Camp	R\$145 AA \$175 I \$225
July 15th	3 on 3 Tournament (See www.ausbasketball.com.au)	\$40.00 per person

CAMP DATES — SYDNEY, NEW SOUTH WALES

July 4th & 5th	Liverpool Whitlam Centre - All Australian & Invitational	AA \$135
July 6th to 8th	Thornleigh Stadium - All Australian & Invitational	AA \$175 I \$225
July 13th to 15th	Menai Stadium - All Australian & Invitational	AA \$175 I \$225

CAMP DATES — PERTH, WESTERN AUSTRALIA

July 15th to 17th	Willeton Basketball Centre - All Australian & Invitational	AA \$150 I \$185
-------------------	--	------------------

BASKETBALL CAMP REGISTRATION

Register online at www.allausbasketballcamp.com OR call (03) 9415 6112 OR fill in the below form and post to ,

Victoria
 Australian Basketball Services
 PO Box 4116
 Balwyn East Vic 3103

New South Wales
 Elite Basketball Academy
 27 Alicia St
 Glenwood NSW 2768

Western Australia
 All Star Player Development
 2 Filmer Pl
 Leeming WA 6149

I wish to attend the _____ Camp Name _____

Age _____ Birth date ____/____/____ Shirt Size 12 14 S M L XL

Address _____ City _____ State _____ Post code _____

Parent/guardian name _____ Phone (Mbl) _____ Phone (h) _____

Email _____ School Attended _____ Year _____

Is there any medical condition or allergies that our coaches should know about? _____

Payment enclosed: \$ _____ Please make your cheque payable to Australian Basketball Services Pty Ltd.

Card Payments: Cardholder name: _____ Card No: _____

Expiry Date: ____ / ____ (Month / Year) MasterCard / Visa Only . I give permission for my son / daughter to attend the All Australian Basketball camp. I understand that the camp organizers will make every effort to ensure the safety of my child. I will not hold them responsible for any injuries that occur during the camp. Any images taken can be used for future promotional use.

Signature: _____ Date _____

3 on 3 Tournament

The next 3 on 3 Tournament will be on Friday July 15 at Nunawading Stadium. Once again there is up to \$5000 worth of prizes up to grabs from the 3 on 3 Tournament and the individual contests throughout the day.

Last holidays tournament was a big success, the basketball was of a high standard and we received great feedback. Unfortunately there were only a few girls teams who registered in the last tournament, so this holidays there will not be a girls division. Girls are still welcome to register but they will be playing against boys teams.

If you intend to register a team please email or call us to put your team name down. The form can be forwarded later or brought on the day.

Registrations close on July 12 so head to www.ausbasketball.com.au for more information and to print out a registration form.



3 on 3 TOURNAMENT

Up to \$5000 worth of Prizes



A FULL DAY 3 on 3 TOURNAMENT
Under 12's, 14's, 16's & 18's



INDIVIDUAL CONTESTS – 3pt Shootouts, Hotshot contest, 1 on 1,

\$1200 worth of prizes for each Div 1 team winners.

More details: www.ausbasketball.com.au

NUNAWADING STADIUM, FRIDAY JULY 15th 2011
9:00am to 3:00pm


EPIC



Foot Locker



NIKEBASKETBALL



KOBE

BLACK MAMBA

BRYANT

LEBRON

THE KING

JAMES

A TYPICAL DAY DURING MAY AT



As outlined in our last issue we have formed a close working relationship with Impact Basketball in the US. Impact Basketball is the worlds premier basketball training facility and we are their Australian representative. Over the past 10 years Impact have assisted over 2000 players reach college levels and over 200 players make it to the NBA. No other program in the world can boast these results.

Impact regularly conducts training camps for many International junior and senior teams. Recently teams from Brazil, Argentina, China, Turkey, Philippines and Israel have all conducted training camps ranging from one week up to month long camps. The US National team also uses Impacts Las Vegas facility as its unofficial training centre in preparation for Olympics and world championships.

Through our relationship with Impact we can offer the following:

- Live in high school programs in the US.
- Live in post grad programs in the US.
- Summer Camps in the US . (July)
- Camps for Professional Players.
- US Tours & Training camps.
- Team camps for junior and senior teams.

These US opportunities are only available through Australian Basketball Services and the Nike Foot Locker All Australian Basketball Camps. Players who join our US tours and training camps can also receive the full support of Impacts college recruitment department.



New York Knicks Chauncey Billups training at Impact NBA Player Camp

May 13th 2011—Impact Academy Las Vegas, USA

Recently I was in attendance at Impact’s Las Vegas facility to plan our US Tour and training camp in December. While I was there I sat in on as many of their training sessions as I could.

The first day started off with a training camp for 2 elite college teams from the Philippines. Basketball is very popular in the Philippines but the standard of these teams was a lot stronger than I was expecting. They had one point guard who was quite exceptional with long range, extremely accurate shooting with great ball handling skills and strong drives to the basket. He was only about 5’10” or 11” and could dunk easily in traffic with either hand.

A TYPICAL DAY DURING MAY AT IMPACT (cont)

This session lasted about 2 hours and was very intense with a lot of different ball handling and shooting drills. Most drills also included agility development as well.

As this session was finishing up at 9:00am Al Harrington from the Denver Nuggets walked in and started loosening up. Impact head coach Joe Abunassar then commences a personalized 1on1 ninety minute workout.

At about 10 am the next group starts to prepare for their session. This is Impacts NBA pre draft training camp. Thirty of the best college players in the USA pay \$10,000 each for a 2 month training program preparing for the NBA draft. NBA scouts and coaches drop in regularly to watch these sessions. Last year they had 17 players from this program drafted into the NBA including the No. 1 pick John Wall. Nathan Jawai is a previous attendee at their NBA pre draft camp.

Some of this years stars include Josh Selby – Kansas, Jordan Williams – Maryland, Jacob Pullen – Kansas State, Malcolm Lee – UCLA, Isaiah Thomas – Washington, Kawhi Leonard – San Diego State, Tristan Thompson – Texas.

This session lasted about 3 hours with players broken into 2 groups. Half the group is on court going through many complex series of ballhandling and shooting drills. Post players have a focus more on post orientated moves. The other group is in Impacts custom designed weight room working on strength and agility work before breaking for a specially prepared meal. All meals are planned to maximize nutrition and energy levels and

aid recovery. This group then swaps and goes on court for their on court session while the other group heads upstairs to the weight room.



Jordan Williams in action for Maryland was also at Impacts NBA Pre Draft Camp

After a short break all players meet back on court for a 2 hour scrimmage. This was a sight to behold with the level of talent on display participating in an unofficial College All Star game.

This was a typical day throughout May and June leading up to the NBA draft. During this time many NBA coaches and scouts will drop in and monitor the performances of these stars. The players who are unsuccessful in getting drafted to the NBA will end up as professional players in Europe, Asia or even possibly here in Australia.

At the time of the publishing of this newsletter the draft is only a few days away. In our next issue we will outline the success of Impact 2011 pre draft camp.

Australian players can get the same coaching as NBA and college stars by joining our US tours and training camps or by joining Impacts live in programs in the US. Team tours and training camps for junior and senior teams can also be arranged. Contact us for more details.



Kawhi Leonard in action for San Diego State



Detroit's Tayshaun Prince at Impacts NBA player camp

In each of our newsletters we will be including information to help serious players improve off the court. This is just an insight to other aspects of a players development that all serious athletes should be aware of.

Strength & Conditioning for the Serious Athlete

All players serious about reaching the highest levels in basketball should be including strength & conditioning into their training programs.

In the US and Europe most players commence strength and conditioning programs as young as 14. At high schools in the US they have a weights coach who designs strength programs individually for each athlete. When we conduct our US tours the first noticeable difference between American and Australian juniors is their physical strength and muscle development.

It is a myth that strength training should not be started until a person has finished growing. Certain weights and strength training can be started during the teenage years. Agility work can even be started at younger ages.

Any actual lifting of weights should only be undertaken under the supervision of a qualified strength trainer who can design a basketball specific weights program. A general purpose program or a program for AFL or rugby players can be adverse to a basketballers movements and strength needs.

Ensuring that correct lifting techniques are being adopted is extremely important to avoid serious injury. That is why qualified supervision is critical for players starting up a strength program.

We have attached a general purpose basketball program with just your own body weight used as resistance. This type of program is a good start and introduction to resistance training.

In Melbourne we recommend

Functional Sports Conditioning:

Phone: 0409 030 281

Email: fsc@hotkey.net.au

Website: www.functionalsports.com.au

For gymnasiums with a strong knowledge of basketball strength training we recommend Bruce Gray of Bodyworld located in St Kilda and Camberwell. Bruce is very experienced in designing basketball specific strength programs.

STRENGTH & CONDITIONING - AN INTRODUCTION OWN BODY WEIGHT EXERCISES


Squat:

You can undertake a squat movement which is great for lower limb strength and function. Stand with your feet inline with your hips, shoulders and toes pointing straight ahead. Slightly tighten the abdominal area, stick your butt out and slowly bend your knees into a squat, whilst keeping your back straight. Imagine you are going to sit down on a chair. Your arms can come out to help you balance as you descend. You don't need to squat any lower than 90 degrees. Once at the bottom of your squat, hold the position for 2 seconds and slowly come back up. If you find this easy, then increase the hold time at the bottom of the

Start



Finish



Lunges:

This exercise uses all the muscles involved in walking and running. Start with your feet together and shoulder width apart. Maintaining an upright position, take a step forward and bend both knees until your thigh is parallel with the ground. You can either take another step forward or if limited for space return to your starting position and alternate legs.

PERFORM 2 SETS of 10 EACH LEG

Start



Finish




Calf Raises:

You can perform simple calf raises by lifting your heels off the ground to being on the balls of your feet. Try and hold this for a length of 2-5 seconds. To improve balance and make more difficult, close eyes or take one leg off the ground.

PERFORM 2 SETS of 10 REPETITIONS, WORKING UP TO 20.

Start



Hold




Floor Bridging:

Lay down on the floor with your back flat on the ground, knees raised. Slowly push your hips up whilst squeezing your buttocks. You should be resting most of your body weight on your upper back and have a formed a straight line from your shoulder region to your kneecaps. **PERFORM 3 SETS of 10 SECOND HOLDS, WORKING UP TO 3 SETS of 30 SECONDS**

Start



Finish



Push Ups:

Place both arms just beyond shoulder width on the floor whilst facing down. Allow your arms to bend on the way down until your nose is near the floor, then use your arms to push your body back up again. Don't lock elbows when arms are extended.

PERFORM 2 SETS of 10 REPETITIONS, WORKING UP TO 20.

Start



Finish



Bench Dips:


Standing with your back to raised, secure surface, position your heels 2 to 3 feet in front of you. Grab the edge of the bench, palms facing the bench and push yourself up so that your arms are fully extended. Then, bending your arms down, lower your body towards the floor until your arms are parallel to the floor. Push back up to starting position.

PERFORM 2 SETS of 10 REPETITIONS

Start



Finish



Crunches:

Lay on the floor in the same position as floor bridges. Tighten your abdominal muscles and curl your body towards 45 degrees. Make sure you breathe out on the way up and slowly breathe out on the way down. Don't place hands behind head as it places too much pressure on the spine as does not achieve the purpose of the exercise.

PERFORM 2 SETS of 20 REPETITIONS

Start



Finish



SPEED & AGILITY TRAINING - AN INTRODUCTION

20m Strides:

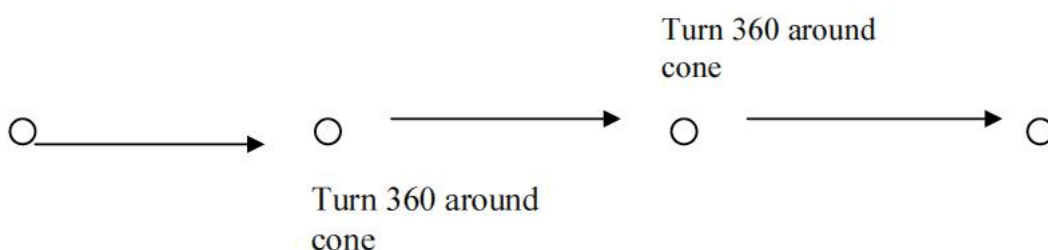
Set up two cones 20m apart. Run from cone one to cone two and aim to cover the distance as quickly as possible. Strong focus should be on a quick take off and slight trunk lean with arm and leg movement being straight.

Walk Recovery. Repeat six times

Squirm:

Set four cones up in a straight line 5m apart over 20m. Sprint from cone one to cone two, do a 360 turn around the cone then proceed to sprint to cone three and do the same but on the opposite side. From the last turn you sprint to the finish.

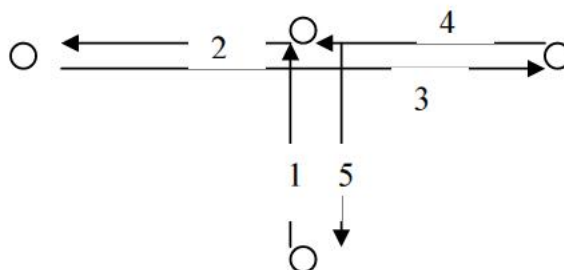
Walk Recovery. Repeat six times



T-Test:

Four cones are required for this drill. Sprint 7m from cone one to cone two, proceed to shuffle to the left for 5m to cone three, then shuffle right for 10m to cone four, then shuffling back 5m to cone two and backwards running to cone one. When shuffling, you should not touch/click your feet together, as this is wasted energy and movement is more efficient/quicker if you are on the balls of their feet shuffling quickly from side to side.

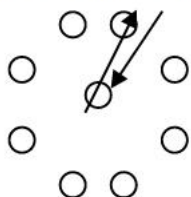
Walk Recovery. Repeat six times



8 Point Star Drill:

A low level pyrometrics drill. 8 cones are put 50cm apart forming a hexagon shape. Start in the middle of the hexagon and jump with both feet in a clockwise fashion over each cone and back to the middle before proceeding to jump over the next cone. Once finished clockwise, proceed to do the drill anti-clockwise. Emphasis on minimal ground contact time and being in control of the landing are key components of this drill.

Undertake 3 sets with 2 minutes in between each set.



Player jumps in clockwise direction firstly over all cones before going anti-clockwise to finish the drill

US TOUR 2011 OUTLINE

We have had significant interest in our tours for December 2011. As mentioned previously we will be accepting places for the following teams.

Junior Varsity - For 15 and 16 year old players.

Varsity - For 16 to 18 year old players.

Post Grad - For 19 to 22 year old players

TEAM SELECTION

For any Varsity or Junior Varsity players wishing to try out for these tour teams simply attend any of our Invitational camps to be considered. Email us or advise us when you arrive to the camp so we can take a close look at you. Post Grad players can just email us their interest and we can forward more information. Post Grad players can also attend the Advanced Shooting Clinic in Melbourne these holidays so we can have a look at your game and suitability for the tour. We will be selecting as many players as possible from these Winter camps. If any spots are still available in October the teams will be finalized then.

ITINERARY

Our schedule is just about finalized with some minor changes to be made in August when the NBA & college schedules are released.

Junior Varsity & Varsity Teams

Post Grad Teams

<p>Nov 30th or Dec 1st – Depart Australia Training Camp at Impact Academy Las Vegas Games against Impact Academy. Visit Phoenix & train on Suns homecourt</p>	<p>Dec 3rd – Depart Australia Training Camp at Impact Academy Las Vegas Games against Impact Academy. Visit Phoenix & train on Suns homecourt</p>
<p>Dec 6th Travel to Flagstaff, AZ (Grand Canyon sightseeing)</p>	<p>Dec 8th – 10th – Impact International Post Grad & Prep College Tournament</p>
<p>Dec 8th to 10th Pepsi Challenge, Flagstaff, AZ</p>	<p>Dec 14th - Fly to Sarasota, FL Games & training & tournament at Impact Academy Florida and against other local teams</p>
<p>Dec 11th Fly to Sarasota, FL Games & training & tournament at Impact Academy Florida and against other local teams.</p>	<p>Dec 20th or 21st - Return Australia (arrive Dec 22nd or 23rd)</p>
<p>Dec 17th Fly to Las Vegas</p> <p>Varsity teams play in Foothills Holiday Classic JV teams play in Cowboy Classic</p>	<p>A few days will be included in Los Angeles when we know Lakers and/or Clippers Schedule. Or visit to Orlando to see a Magic game is also possible. There will also be a game in Los Angeles against Stoneridge prep college.</p>
<p>Dec 22nd Return for Australia (arrive Dec 24th)</p> <p>A few days will be included in Los Angeles when we know Lakers and/or Clippers Schedule. Or visit to Orlando to see a Magic game is also possible.</p>	

US TOUR 2011 OUTLINE (cont)

TOUR FEATURES

Impact Training Camp

Our tours will feature a training camp at the prestigious Impact Academy. This is the same facility that Impacts NBA stars use during the off season. Morning sessions will be taken by Impacts own NBA coaches covering Impacts unique drills and training program. Afternoon sessions will be taken by our own tour coaches implementing team structures and tour preparation. Evenings will involve games against Impacts own live in Academy teams and local high schools and prep colleges.



Training Session
At Impact, Las Vegas

Impact Tournaments

Impact Academy has a network of 100's college coaches. All of the tournaments that we participate in always have many college coaches attending and scouting games. At our tournaments at Impact in both Las Vegas and Florida there will be at least 30 to 40 college coaches present representing all levels of college basketball.

In addition to this Impact has their own college recruiting department that will assist our Australian players. All games will be recorded and any players identified with college recruitment potential will be promoted to their extensive database of contacts from junior colleges up to Div 1.

Anyone of our players participating in these games at Impact will greatly improve their college prospects. If you are ready for a US college scholarship you will definitely get noticed during this time at Impact.

Phoenix Suns Training

Very few players ever get to train or play on an NBA court. Over the years we have established a very good relationship with the Phoenix Suns. During our tours we are able to obtain exclusive access to train and scrimmage on the Suns home court and attend a Suns home game at reduced prices. This will be scheduled at the start or early part of our tour once the NBA schedule is released.



Training on the Suns Homecourt in 2010



Training on the Suns practice court.

NBA Games


The NBA schedule will not be released until early August. At this time we will arrange to attend at least 2 or 3 NBA games. These could be Phoenix, Lakers, Clippers, Orlando or possibly Miami Heat home games.

College Basketball Games & Training Sessions

We have a great relationship with many Div 1 college basketball teams and intend on getting to at least 2 or 3 college games. At UNLV and Arizona State we are usually allowed to get in and watch team practices and meet the coaching staff. Other games can include UCLA, Southern Florida and others. Again the college schedule won't be released until August and subsequently we will add these to our Itinerary.



College Game at ASU



Suns vs Wizards 2010

TOUR COSTS

The cost of the tour will be finalized in the next few days. We are just waiting on pricing for our internal US flights to Florida. We expect the total cost will be \$5500. The Post Grads will be a little less given they are staying a few less days.

A \$500 deposit will be due on the 25th July for those who have been selected so far.

50% of full payment will be due on September 10th

Balance will be due on November 1st.


EPIC



Foot Locker.



NIKEBASKETBALL



KOBE

BLACK MAMBA

BRYANT



KEVIN

DURANTULA

DURANT



Tayshaun Prince #22 of the Detroit Pistons



Born February 28, 1980 in Compton, California, Impact Basketball alumni Tayshaun Prince takes the court as small forward for the Detroit Pistons in the NBA and has many accolades to his name.

After graduating at Dominguez High School with two California state titles, Prince played with the University of Kentucky. After his junior season he was named second-team Associated Press All-American, Southern Eastern Conference Player of the Year, and led the conference in free throw percentage after shooting 84.3 per cent from the line.

His team advanced to the NCAA tournament in consecutive years and after his senior year Prince was named third-team Associated Press All-American. Over his total four years with the University of Kentucky Wildcats he averaged 13.1 points and 5.6 rebounds per game, shooting at 45.7 per cent from the field and finishing as the seventh-leading scorer in Wildcats history.

In the 2002 NBA draft Tayshaun Prince was selected by the Detroit Pistons with the 23rd pick of the first round. He opted to wear the number 22 which represents the 22 other teams who passed on him in the draft. During his rookie season Prince was not a member of the Piston's main rotation and played minimal minutes during the regular season. Come play-offs, with the Pistons trailing Orlando three games to one, they were forced to experiment with their line up.

Tayshaun Prince turned out to be the missing key and rallied the Pistons to win all of the remaining games in that series to advance. As a result of his efforts Prince became the first player in NBA history to score more points in the playoffs, 141, then in the regular season, 137. In the following 2003-04 season, Prince became the Pistons starting small forward and continued to shine, increasing his previous seasons average to 10.3 points, 4.8 rebounds and 2.3 assists per game. It was in the post-season where Prince truly made his presence felt in an historic playoffs moment known as 'The Block'.

It was the second game of the Eastern Conference playoffs against the Indiana Pacers. In the final minute of the game, with the Pistons up only by two points, Reggie Miller ran the fast break after an Indiana steal and looked set to make a game tying uncontested lay-up. Trailing Miller on the break, Prince took flight at the last possible moment and swatted the ball away to clutch the win. Eventually winning the series and advancing to the championship against the Los Angeles Lakers where Prince's efforts were yet again vital to the success of Detroit.

It was Prince's tough defence against Kobe Bryant, limiting Kobe's scoring and influence in the series, which lead Detroit's campaign against the Lakers. Prince and the Detroit Pistons went on to win the series four games to one and became the 2003-04 NBA Champions.

The Detroit Pistons made it to the NBA Finals in the following year, but lost to the San Antonio Spurs four games to three. Prince was offered, and signed, a five year contract extension following the back to back finals campaigns and he and the Pistons have made it to the playoffs every season since.

In 2007 Prince was selected to be part of the Team USA qualifying team for the Beijing Olympics. The team remained unbeaten in the qualifier and earned a spot in the 2008 Olympics, where they won the gold medal.

Tayshaun Prince's career averages, after nine years of playing in the NBA, are 12.9 points, 4.7 rebounds and 2.7 assists per game. He has shot consistently over his career, currently 46.4 per cent from the field, 36.8 per cent behind the three-point arc, and 76.4 per cent from the foul line.





Newsletter - Future Issues

With our new look newsletter we are looking to provide more beneficial information for our players and their parents.

In future issues we intend to include more information on how players can improve on their own. We will also have coaching tips and reminders for all levels from beginners up to advanced players.

We would also like to include reports on some special achievements of some of the players who have attended our programs. If you have a special story please email us with details and any photos that you may have.

Such articles can include:

- Team winning a tournament or championship
- Achieving State or ITC selection
- Overcoming any adversity
- Player award or achievement
- Any other story that would be of interest to others

Let us know of any ideas or suggestions that you would like to see included in future issues.

Facebook



We will be using our facebook site more and more to make special announcements and provide information to our players and their families.

There will be special offers and discounts only offered to our facebook followers.

Become one of our followers today.

Just search for 'All Australian Basketball Camps', click the 'Like' button and we'll keep you informed.

AUSTRALIAN
BASKETBALL
SERVICES

PO BOX 4116
Balwyn East Vic 3103
Ph: (03) 9415 6112
Fax: (03) 9415 6119

Email: info@ausbasketball.com.au

Website Camps: www.allausbasketballcamp.com
Company Website : www.ausbasketball.com.au